

Camp Learn-A-Lot

Saskatchewan School Library Association

THE MEDIUM – SPRING 2008

Carlene Walter
Learning Support Facilitator
Prairie Spirit School Division



SASKATCHEWAN SCHOOL LIBRARY ASSOCIATION

Camp Learn-A-Lot

Saskatchewan School Library Association

Introduction

Hike towards the culmination of a successful year with a camping adventure! Evoke the sights, sounds, and smells of camping: gathering around a campfire; cooking food on a stick; finding constellations; telling ghost stories, then crawling into a sleeping bag and falling asleep to the amazing silence of the woods. It's time to hit the trail!

Camp Learn-A-Lot was created to integrate Debbie Diller's *Literacy Work Stations*. Diller's publications, *Launching Literacy Stations* and *Literacy Work Stations: Making Centers Work*, demonstrate how to structure classrooms so that all students can successfully and independently complete meaningful, challenging tasks. A literacy work station "is an area within the classroom where students work alone or interact with one another, using instructional materials to explore and expand their literacy" (Diller, pg. 2). The literacy work stations are structured around the five reading components-- comprehension, fluency, phonemic awareness, phonics, and vocabulary. Each of the literacy work stations offer tasks the student must complete and then a choice of an activity.

Creating a Scenic View

Pitch a tent complete with a "campfire", sleeping bags, wooden stumps, and camping gear as a cozy retreat to sing camp songs, share scary stories, or read a favourite book while enjoying nature. Artificial Christmas trees, wild animals (stuffed bears, deer, squirrels, etc) and a fishing pond (water table) complete with plastic fishing poles can be added to simulate the great outdoors.

To make the fire, cut two paper towel rolls and cut notches out of both. Assemble in a "t". Glue four toilet rolls in a "t" shape. Secure with masking tape. Cover with pieces of ripped brown tissue paper and a layer of watered down glue. Create flames with shaped pipe cleaners covered with pieces of orange, red and yellow tissue paper. Place the flames into the centre of the toilet paper rolls.

Set up a picnic area with tables with a basket of finger foods. Place thematic books in coolers and supplies in tackle boxes.

Camp Learn-A-Lot

Saskatchewan School Library Association

The Activities

Camp Learn-A-Lot was structured around the five reading components -- comprehension, fluency, phonemic awareness, phonics, and vocabulary. The literacy tasks incorporate the ideas from Debbie Diller's publications.

A note is sent home to parents requesting a blank white or light coloured t-shirt. As students complete a literacy station, a merit badge is earned. The merit badges were printed on fabric transfer paper and then ironed onto the student's shirt. The logo Camp Learn-A-Lot was written on the front of the shirt with fabric paint.

Merit Badges

Camp Read-A-Lot Merit Badge: The badge is awarded after students read one of the thematic books independently or with a partner. The tent serves as a cozy reading spot to develop students' fluency and decoding skills.

Language Lodge Merit Badge: The badge is awarded after students complete an activity related to language conventions.

Listening Lean-To Merit Badge: The badge is awarded after students complete a listening task related to reading comprehension.

Nature Nook Merit Badge: This badge is awarded after students complete a fine arts or environmental activity, such as a craft, song, and/or a reader's theatre.

Publishing Post Merit Badge: This badge is awarded after students complete an activity focused on process writing and writing to learn.

Teacher Trail: This badge is awarded after students complete an activity in a small group facilitated by the teacher. The small group allows for differentiated instruction and the teacher works with the students to attain a concept that has previously proven difficult.

Technology Tent Merit Badge: This badge is awarded after students complete an e-activity focused on communicating to a global audience.

Vocabulary Vestibule Merit Badge: This badge is awarded after students complete an activity demonstrating knowledge and understanding of thematic terms

Word Waterway Merit Badge: This badge is awarded after students complete an activity illustrating their ability to spell thematic words.

Camp Learn-A-Lot

Saskatchewan School Library Association

Thematic Literature

Picture Books

Bailey Goes Camping (Henkes): Bailey discovers that some of camping's pleasures can be had at home.

Camping (Hundal): A family's financial situation decides to try camping.

Shake My Sillies Out (Raffi): At Camp Mariposa, animals and campers shake, clap, jump, waggle, and eventually yawn.

Just Me and My Dad (Mayer): A father-and-son camping trip filled with Little Critter's mistakes and good intentions.

Camp Granada: Sing-Along Camp Songs (Lessac): Lyrics to 34 camp songs

Kids Camping From Aaaaiii to Zip (McManus): A fun-filled guide to camping

When We Go Camping (Ruurs): Family members pitch a tent by a lake, hike, swim, canoe, and interact with their surroundings

Hello Muddah, Hello Faddah (Sherman): A young camper writes a letter to his parents explaining why they should come and get him.

When I Go Camping With Grandma (Bauer): Grandma and her granddaughter enjoy a camping adventure.

Chapter Books

Werewolves Don't Go to Summer Camp (Dadey)

A to Z Mysteries: Detective Camp (Ron Roy)

Boxcar Children: The Great Camp-Out Mystery (Warner)

Jigsaw Jones: The Case of The Marshmallow Monster (Preller)

Cam Jansen And The Summer Camp Mysteries A Super Special (Adler)

Nighty-Nightmare (Howe)

Nonfiction

Camp Out (Brunelle): A how-to, nature guide, crafts and activity center, cookbook, planner, and motivator.

Kids Cam: Activities for the Backyard or Wilderness (Carlson): A guide to outdoor adventures for inexperienced young campers and their families.

Cooking on a Stick: Campfire Recipes for Kids (White): Covers everything related to campfire cookery

The Kids Campfire Book: Official Book of Campfire Fun (Drake): Collection of activities, safety tips, games, stories, and songs to share around the campfire.

Songs

I Caught A Fish (Wee Sing and Play)

Goin' Camping (Wee Sing In The Car)

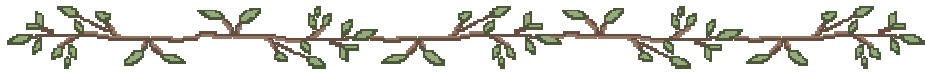
Hello Muddah, Hello Faddah

Going On A Picnic (Raffi)

Camp Learn-A-Lot

Saskatchewan School Library Association

CAMP READ-A-LOT



I MUST

- Read a book with a partner.
- Care for reading materials.
- Clean up the station when I am finished.

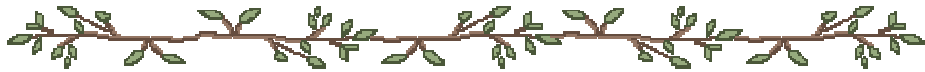
I CAN

- Reread book to your teacher.
- Share favourite parts of the book on the class blog.
- Write personal connections or questions on sticky notes as you read the book.

Camp Learn-A-Lot

Saskatchewan School Library Association

LANGUAGE LODGE



I MUST

- Read a fictional camp story.
- Clean up the station when I am finished.

I CAN

- Use Kid Pix to retell the story.
- Find sentences in a picture book with an exciting verb, quotation marks, and uses another word for said.
- Write a journal of a day at camp. Use ideas from the story.

Camp Learn-A-Lot

Saskatchewan School Library Association

LISTENING LEAN-TO



I MUST

- Read along with an audio book or ebook.
- Clean up the station when I am finished.

I CAN

- Record your voice reading the story or singing the song.
- Complete a Listening Map.
- Write another verse for the song or an alternate ending for the story.

Camp Learn-A-Lot

Saskatchewan School Library Association

NATURE NOOK



I MUST

- Clean up the station when I am finished.
- Look at a nonfiction camping book for information.

I CAN

- Take digital photos of items that campers might find. Print. Describe each item.
- Follow the directions to create a nature craft.
- Draw a map of the camp on white paper. Label all the buildings and places.
- Create a postcard. Draw the setting of the story.

Camp Learn-A-Lot

Saskatchewan School Library Association

PUBLISHING POST



I MUST

- Use the Mini Office to help with story ideas, spelling, punctuation, and story grammar.
- Clean up the station when I am finished.

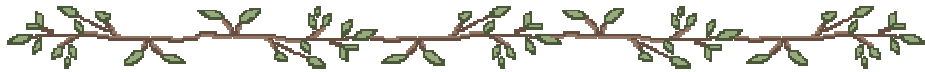
I CAN

- Look at nonfiction books for more information about safe camping. Write four safety tips on separate cards.
- Read a fictional book about camping. Write a postcard or letter from camp describing the fun I am having.

Camp Learn-A-Lot

Saskatchewan School Library Association

TECHNOLOGY TENT



I MUST

- Share the computer with my partner.
- Clean up the station when I am finished.

I CAN

- Write a book review on Amazon.
- Visit an author's Web site and write facts I learned on my recording sheet.
- Write a posting on the class blog.
- Complete online activities on the camping Web site.

Camp Learn-A-Lot

Saskatchewan School Library Association

VOCABULARY VESTIBULE



I MUST

- Find at least seven unfamiliar or interesting words in a story and list the words.
- Clean up the station when I am finished.

I CAN

- Make a picture dictionary.
- Write a checklist of items needed on a camping trip.

Camp Learn-A-Lot

Saskatchewan School Library Association

WORD WATERWAY



I MUST

- Clean up the station when I am finished.

I CAN

- Complete a Word Ladder.
- Complete a Word Web
- Find a recipe in a camping book. Write the recipe in my best handwriting on white paper.

Camp Learn-A-Lot

Saskatchewan School Library Association

Culminating Cook-Out

Culminate the closing of Camp Learn-A-Lot with a cook-out.

Prepare the following snacks in the Mess Hall!


Hotdogs: Roll out one canned biscuit. Wrap around a hotdog. Moisten the edges of the dough and press them together to seal. Hotdog should be sticking out each end. Bake at 350 degrees for 15 -20 minutes.

S'Mores: Place a marshmallow and a piece of chocolate between two graham crackers. Place on a cookie sheet and bake at 350 degrees for two minutes.

Trail Mix: Mix granola cereal, chocolate chips, pretzels, raisins, and banana chips. Using a funnel, pour into a plastic bottle with a handle (for example, a milk jug). Shake to mix. Loop a string through the handle to create a waist belt.

Campfire: Place rod pretzels in an "A" shape over a marshmallow (tinder). Add red and yellow jelly beans or icing to simulate flames.

Share scary stories, roast marshmallows, and play outdoor games!



DEAR PARENTS,

To culminate our Camp Learn-A-Lot, the students will be having a wiener roast on _____. Students need to bring a blanket, a drink, wiener(s), wiener stick, bun(s), and marshmallows to roast.

To kick-off our camping theme, please have your child bring a white (or light-coloured) t-shirt to school. The shirt should have no writing or images. We will be decorating the shirt with fabric paint and iron-on transfers as the students earn their camp merit badges.

THANK YOU!

